

## APPLICATIONS

Reinforcement of low frequencies in any audio system for live music, discopub, multimedia hall, monitor DJ or drum-fill.

## AUDIO

LW150 is equipped by a 15" loudspeaker Bass-Reflex loaded.

The wide reflex exponential port as a low compression factor that reduces the distortion: the sound reproduction has a clean output even when the air flow generated by the loudspeaker is quite considerable at the highest powers.

## COMPONENTS

Thanks to the co-operation of many important manufacturers AudioFactory offers state of the art technical components.

15" Loudspeaker with 4" coil with double winding and long excursion.

Low distortion even at the highest powers thanks to the ring control system and to the "double silicon spider" which assures a constant and linear excursion.

The cone is treated with a water-proof processing in order to work in the toughest conditions even outdoor.

## DESIGN

LW150 is a woofer unit for professional applications. The cabinet can be placed both in vertical or horizontal position and it is easily paired and piled up by means of four rubber feet and proper seatings on four sides.

## CONSTRUCTION

The cabinet is constructed from 18 mm multi-laminate birch plywood with reinforcements and joints on the junctions in order to avoid passive vibrations.

Its rigidness grants good performances both in single or multiple applications and keeps unchanged the needed structural state.

A2 inox steel screws.

Two ergonomic built-in handles.

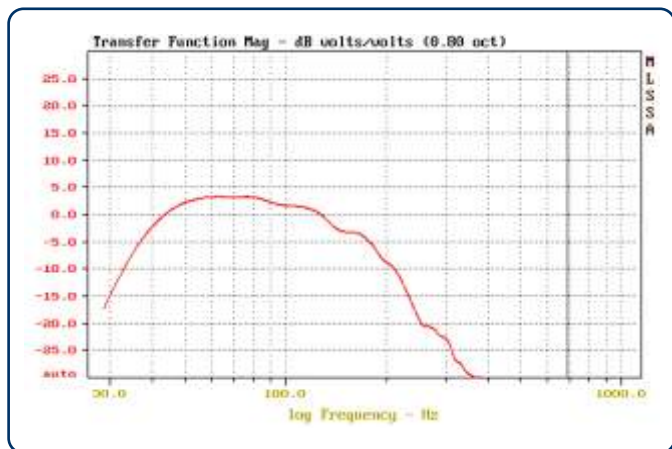
Grille of 15/10 galvanized iron sheet EPX painted with reinforcement fold.

Only 34 Kg weight.

Rated Power:	800 W
Sensitivity:	98 db
Freq Response:	38 - 200 Hz (-3db)
Impedance:	8 Ohm
Weight:	34 Kg




# Basic Line LW150



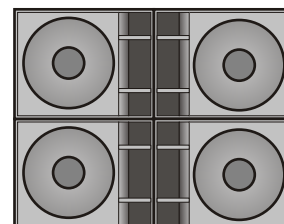
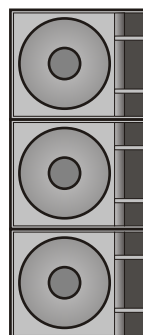
## FINISH

AudioFactory LW150 is available with a structural water based black paint, half matt, scratchproof, which, if needed, can also be painted over with a different water based paint; after that it is possible to restore it to its original state.

Other colors available on request.



Examples of different configurations suitable for large spaces where a considerable extension to the lowest frequencies and the largest sound impact is requested.



Peak Power	1600 W
Maximum SPL	128 db
Woofers LF	15"; 4" coil, long excursion
Crossover	120 Hz active
Recommended amplifier	1600W into 4 ohm
Enclosure	lamine birch plywood 18 mm
Finish	Textured black matte
Grille	Powder Coated Steel 1.5mm
Fittings	4 rubber feet
Connectors	2 NL4 Speakon
Dimensions	616 x 486 x 522 mm

All AudioFactory products are designed and made in Italy

# audiofactory

Via dei Piani di Monte Savello, 48/d - 00040 Pavona (RM) ITALY  
 tel: +3906 9316 2163 / 06 9724 9614 - fax: +3906 9724 9615  
 mail: info@audiofactory.it - web: www.audiofactory.it